

# KOOL-KIT® Patient Vest Kit

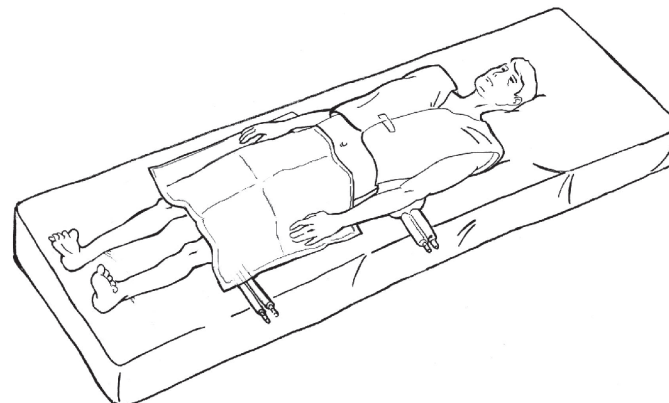
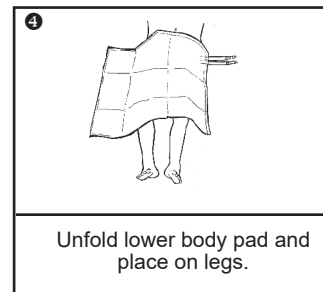
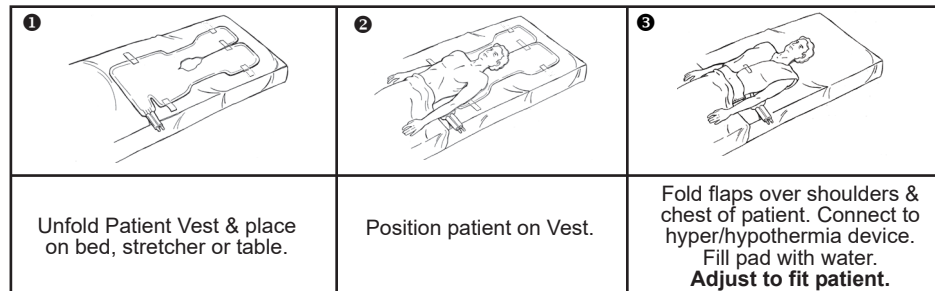
REF 920

## KIT CONTAINS:

### 1. TRANSLATED INSTRUCTIONS

### 1. PATIENT VEST

### 1. LOWER BODY PAD



## WARNINGS:

- Licensed healthcare practitioner's order is required for temperature setting and for use of therapy. Patients should be checked at least every 20 minutes or as directed by a licensed healthcare practitioner. Higher risk patients including pediatric, temperature sensitive and operating room patients should be checked more frequently.
- Monitor patient skin temperature and condition paying particular attention to bony prominences. Notify licensed healthcare practitioner for changes in patient condition.
- Do not position patient on insulated tubing. Patient injury may occur.
- Follow licensed healthcare practitioner order/hospital policy for discontinuation of therapy. Notify licensed healthcare practitioner for changes in patient condition.
- Leaky components or hoses should never be used. Water leaks present a risk of infection and should be handled accordingly.
- Do not place sharp objects in contact with the components or hoses as punctures may occur. Do not use pins to secure the components.
- Do not place several layers of sheets or other materials that will reduce the heat transfer between the component and the patient. Conductive therapy effectiveness will be reduced if the components are not placed in direct contact with the patient.
- The Kool-Kit® is intended for single patient use only. Reuse may result in biocontamination or cross-infection.
- Do not use the device distal to arterial cross clamping. Non-observance can lead to thermal injury.
- Do not use with a patient with an ischemic limb. Thermal injury may occur.

## PRECAUTIONS:

- Caution: Federal Law restricts the device to sale by or on the order of a licensed healthcare practitioner.
- Presence of water or gel on the pad while the unit is not operating may cool the patient.
- Use of unapproved equipment or hoses is not recommended. The Kool-Kit® has been designed and tested for use with Gentherm Blanketrol® thermal regulating system.
- If warranted, use pressure relieving or pressure reducing devices under the patient to protect from skin injury.
- Do not place bean bags or other firm positioning devices under the blankets/pads. Skin damage may occur.
- Keep the area between the patient and the blanket dry. Excessive moisture may result in skin damage.

## INDICATIONS FOR USE

The Kool-Kit® is intended to be used by trained healthcare professionals as part of Gentherm's thermal regulating systems, specifically the Blanketrol®. The Blanketrol® Hyper-Hypothermia Temperature Management System is used to lower or to raise a patient's temperature and/or maintain a desired patient temperature through conductive heat transfer.

## CONTRAINDICATIONS

- None known.

## SET UP

- Check the reservoir in the hyper-hypothermia unit to ensure it is full of sterile water or water that has been passed through a filter of less than or equal to 0.22 microns. Check Kool-Kit® integrity prior to each use.
- Attach male and female coupling from the Cat#286 hose to the unit. Make sure they "click" as they lock together.
- Attach the Kool-Kit® component to the Cat#286 hose by inserting the component connectors into the hose connectors. Connectors should "click" as they lock together.
- Turn the unit on and select the desired temperature setting.
- Position patient on the Kool-Kit® components.
- After filling and positioning, make sure the Kool-Kit® components and hoses are free of any kinks that may restrict water flow.

## OPERATING INSTRUCTIONS

- Follow the Gentherm Blanketrol® operation manual for operating instructions.
- To discontinue therapy: Turn off unit and allow the water to drain back into the reservoir. Hold the connector above the level of the pad and disconnect the pads from the connecting hoses. The connecting hoses have self-sealing fittings to prevent water leakage. Retain connecting hose for next use.

## CLEANING

- The Kool-Kit® is single patient use only. Discard the Kool-Kit® according to hospital/institution protocol after each use. Do not reprocess or sterilize.

## STORAGE

- Store unused Kool-Kit® in a cool, dry environment, free from items that may puncture the Kool-Kit® components.

56172-R  
(11/2025)

# GENTHERM

**Gentherm Medical, LLC**  
12011 Mosteller Road  
Cincinnati, Ohio, USA 45241  
1-800-989-7373  
www.gentherm.com

EU REP

AR Experts, BV  
Boeingavenue 209  
1119PD Schiphol-Rijk  
The Netherlands  
Office: +31 (0)85 0073 210  
Email: info@ar-experts.eu

CE 0344